



Original Article

THE INTERRELATIONSHIP BETWEEN HUMAN, ANIMAL, AND ENVIRONMENTAL HEALTH: INVESTIGATING ZOOBOTIC DISEASE TRANSMISSION PATHWAYS

Umer Farooq ¹¹ University of Agriculture, Dera Ismail Khan, Khyber Pakhtunkhwa, Pakistan

ARTICLE INFO

Received: 18 Feb 2024**Revised:** 8 March 2024**Accepted:** 15 May 2024**Published:** 30 June 2024**Key Words:**

Zoonotic Diseases, One Health, Transmission Pathways, Climate Change, Antimicrobial Resistance, Public Health

***Corresponding Author:**

Umer Farooq

umar03448959823@gmail.com

ABSTRACT

Zoonotic diseases—pathogens transmitted between animals and humans—pose a persistent and escalating threat to global health. This study investigates the interconnectedness of human, animal, and environmental health by examining the transmission pathways of zoonotic diseases and the drivers behind their emergence. Utilizing a qualitative secondary research methodology, data from peer-reviewed literature and global health reports were synthesized to identify key transmission routes, such as direct and indirect contact, vector-borne, foodborne, and environmental exposure. The data showed that direct transmission together with food contamination represent leading routes for pathogens to spread while *Brucella* spp., *Salmonella* spp., and *E. coli* pathogens have the most adverse effects on human health. The research demonstrates how artificial human activities like urban growth and forest removal and farming increases and climate disruption and worldwide market effects function as drivers of disease evolution while causing major health crises. Four detailed tables in this research organize transmission pathways and human impact factors together with intervention methods and critical zoonotic disease agents. Numerous analytical graphical representations present current global patterns alongside host distribution data and intervention analysis while demonstrating the necessity of One Health practices. The combat of zoonotic diseases required a combination of surveillance systems and vaccine delivery and community education programs and biosecurity measures. The implementation of awareness initiatives continues to face challenges mainly in resource-poor settings around the globe. For successful zoonotic disease prevention the implementation of a multisectoral One Health strategy becomes necessary by combining public health with veterinary medicine and environmental science. The growing hazards of zoonotic diseases alongside antimicrobial resistance need coordinated worldwide actions and sustained research funding with community involvement to confront these threats in our changing world..

INTRODUCTION

This is something which has been backed by science; human health depends on animal, as well as environmental health as evidenced by zoonotic diseases. This shows why it is critical for us to study their transmission routes between vertebrate animals and people and shows the number of instances where animals are the source of zoonotic diseases [1,2]. Zoonotic diseases encompass most of the emerging and re-emerging infectious diseases since such diseases have either appeared recently in the milieu or shown noticeable changes in geographic distribution areas, hosts, or vectors [3]. It is with the above thoughts that the following new zoonotic diseases are mainly a result of domestic animals with added influence from poultry, livestock, and a growing number from wildlife species. Public health is also at risk from these diseases as they result in high mortality states and loss in health sectors since there are high costs of doing so. These factors include globalizations, urbanizations, agricultural intensification, deforestation, climate change, and human encroachment into the wildlife habitat contribute to the cause of new zoonotic diseases. Thus, it is necessary to examine the ways in which some diseases are transmitted from animals to people in order to provide the best measures that would ensure the safety of both creatures.

The transmission pathways of zoonotic diseases are complex, and these structures indicate the variety of pathogens and multiple ways human and animals share their environments. Diseases are transmitted through the cuts, bruises, and injuries resulting from direct contact with animals or their body fluids or even through the animals' bites or through contact with infected animal blood or tissues [6]. There are two routes of spread of diseases namely; The direct transmission needs vectors such as ticks, mosquitoes or fleas to transmit the animal infections to the inhabitants directly while the indirect ones

happen when humans come into contact with the contaminated soil, water and food. There are three general modes of pathogens' Switching of new host associations: can infect through direct contact with the source host animal or indirectly by penetrating through the intermediate invertebrate or vertebrate hosts before getting to the recipient host [8]. Salmonella, Campylobacter, and Shiga toxin produce Escherichia coli are entering pathogens that are potential threats to global health due to their multiple attributes and new reported epidemiology [9]. Among the determinants of zoonotic disease transmission include characteristics of the pathogen these include virulence and host tropism, host immunity and behaviors, as well as environmental factors like climate, habitation among others and human intervention.

The simultaneous operation of diverse factors creates and sustains zoonotic illness outbreaks by linking pathogen evolution with human intervention and environmental modifications. Human activities resulting from urbanization alongside agricultural development and deforestation jointly create conditions that lead to zoonotic disease emergence through habitat fragmentation and increased human-wildlife interactions and ecological dynamics modification.

The magnitude of zoonotic diseases increases with climate change because the modifications in vector distributions and host-pathogen dynamics and extreme weather events frequency together foster disease emergence [11]. The international movement of commerce and travel maximizes disease spreading across political borders thus increasing the possibility of global pandemic outbreaks. Modern viral zoonotic diseases resulting predominantly from wildlife sources now threaten both public health alongside economic stability. Disease-causing pathogens inside meat products advance global transmission of illnesses and food

safety breaches through bacteria viruses fungi and parasites leading to gastrointestinal health complications [13]. Such challenges demand multiple discipline cooperation between public health professionals and animal health experts as well as environmental scientists and policy makers to develop workable solutions.

The effective control of zoonotic diseases requires One Health management methods which recognize the interlocking relationships between human health and animal health together with environmental health and wellbeing. Through this methodology different sectors and disciplines unite to resolve complex health matters that span from zoonotic infections to other healthcare problems. Efficient zoonotic disease detection among human and animal populations demands better and faster surveillance methods to enable prompt action. Biosecurity protocols that use strong measures on farms and animal markets stop zoonotic infections from being introduced and spread. Public health programs which include vaccinations for both animals and humans prevent selected zoonotic diseases from occurring. Educational campaigns about zoonotic disease risks hosted by public health organizations raise public understanding of these threats while teaching preventive behaviors. Surveillance systems along with control techniques under World Health Organization and World Organization for Animal Health frameworks serve two essential purposes: disease management and public education about zoonotic disease risks. Research must advance to improve the functionality and cost-effectiveness of diagnostics and preventive protocols for treating these disorders [14]. Human health exists in a unified state with animal health and environmental wellbeing which demands multi-sectoral partnerships along with transdisciplinary methods for tackling complex health issues. The spread of antimicrobial resistance

presents a worldwide health crisis which needs One Health strategies because these pathogens directly impact human wellbeing and animal health. The implementation of this method promotes hospital antibiotic responsibility making antibiotic resistance effects less severe while decreasing antibiotic-resistant microorganisms' spread [17]. The One Health model enables physicians and veterinarians to join forces with environmental scientists so they can create specific policies which prevent zoonotic diseases [18]. The approach serves successfully as a worldwide strategy against zoonotic diseases [19].

Our research needs to focus on understanding better the complex human-animal-environment dynamics which facilitate zoonotic disease transmission between these elements. Research needs additional focus on identifying fresh zoonotic diseases alongside diagnostic method development and assessment of different management approaches. A deeper examination is required to investigate human, animal, environmental and wildlife contributions to antibiotic resistance spread and preventive strategies according to the One Health approach [20].

Methodology

As a descriptive and explorative study, this research aims at establishing the different conduits by which zoonotic diseases circulate between humans, animals and the environment. This study adopted sources such as peer-reviewed articles and indexed and scholarly books from 2000 to 2025, systematic reviews, as well as reports from the WHO and the World Organisation for Animal Health (WOAH). The above research sources were obtained from the academic databases PubMed ScienceDirect and Google Scholar. Due to the highly interconnected nature of transmission of zoonotic diseases, there is a need to integrate the current body of knowledge from literature within public health, veterinary medicine, environmental

science, and epidemiology (Cunningham et al., 2017; Secondary research is the second form of research that i will be using in this research work thanks to Destoumieux-Garzón et al., 2018. Destoumieux-Garzón et al., 2018). The identification of the data included papers that effectively addressed zoonotic transmission approaches, and interactions of humans with animals plus One Health approaches that focused on disease emerging patterns, environment and intersectoral cooperation. Preventing zoonoses and optimizing antibiotic use in settings with an emphasis on One Health principles as well as health-research collaboration with international frameworks got the highest value (O’Neil, 2016). FAO, 2022). FAO, 2022). Qualitative synthesis of scientific articles by attaining three fundamental motifs whereby studies explored immediate and non-immediate disease transmission mechanisms and ecological disease initiators in addition to core disease prevention partnerships (Karesh et al., 2012). Mackenzie & Jeggo, 2019). Mackenzie & Jeggo, 2019). Its objectives are to place cross-disciplinary information

into a unified complex disease transmission model and to underpin successfully advocated public health measures. Ethical practice was employed in the study through proper citation of data sources as well as in methods of data analysis (Mills et al., 2019).

Results

Through this study researchers showed the complicated interdependent processes that drive zoonotic diseases while demonstrating the necessity of integrated One Health responses.

Different zoonotic disease transmission routes operate through direct contact, indirect contact, vector-borne, foodborne and environmental pathways as indicated in Table 1. Each transmission method has distinct pathogens and human behavior risks linked to animal exposure or contact with contaminated parts of the environment. Researchers identify direct animal contact (rabies, brucellosis) and foodborne transmission (E. coli, Salmonella) as the primary methods of disease spread worldwide.

Table 1: Zoonotic transmission routes, associated pathogens, human risk factors, and primary animal hosts.

Transmission Route	Example Pathogens	Human Risk Factors	Primary Hosts
Direct Contact	Rabies virus, Brucella spp.	Animal handling, bites, scratches	Dogs, livestock
Indirect Contact	Anthrax spores, Leptospira spp.	Contaminated fomites, surfaces	Livestock, rodents
Vector-Borne	Zika virus, Lyme disease (Borrelia spp.)	Exposure to mosquitoes, ticks	Birds, rodents, livestock
Foodborne	Salmonella spp., E. coli O157:H7	Consumption of undercooked meat	Poultry, cattle
Environmental	Cryptosporidium spp., Toxoplasma gondii	Contaminated water or soil	Cats, livestock

Table 2 shows which human activities

serve as the primary factors driving the emergence of zoonotic diseases. The

analysis identified urbanization and deforestation as primary factors which enhance human-wildlife interactions and intensive agriculture together with climate change significantly modify the pathogen ecology and vector spread dynamics. Rapid disease transmission across borders has

been accelerated by global trade and travel patterns. The major diseases linked to each driver encompass the Nipah virus together with avian influenza and SARS-CoV-2 which demonstrate how environmental change and worldwide mobility demands immediate attention.

Table 2: Anthropogenic drivers contributing to zoonotic disease emergence and examples of associated diseases.

Anthropogenic Driver	Impact on Zoonoses	Example Disease
Urbanization	Increased contact with peri-urban wildlife	Leptospirosis
Deforestation	Displacement of wildlife, increased interface with humans	Nipah virus
Intensive Agriculture	Crowding of animals, increased pathogen spread	Avian influenza
Climate Change	Shifts in vector habitats, disease seasonality	Dengue, Malaria
Globalization	Rapid transboundary spread of pathogens	COVID-19, SARS

Table 3 shows how One Health interventions operate between human and animal health domains with their specific applications. Surveillance systems combined with vaccination programs along with biosecurity measures and public education initiatives help detect and control

health threats early while reducing potential risks when humans interact with animals. Ongoing research and development activities help produce innovative diagnostic testing and countermeasures particularly focused on combatting antimicrobial resistance and studying emerging pathogens.

Table 3: Applications of One Health interventions across human and animal health domains.

One Health Intervention	Human Application	Animal Application
Surveillance	Monitoring human disease outbreaks	Livestock and wildlife surveillance
Vaccination	Vaccines for rabies, influenza	Vaccines for brucellosis, anthrax
Biosecurity	Safe handling practices in food markets	Farm-level infection control
Public Education	Awareness campaigns on hygiene, pet safety	Training for farmers and veterinarians

Research & Development	Development of new diagnostics and vaccines	Zoonotic risk mapping, studies on AMR
------------------------	---------------------------------------------	---------------------------------------

The representative zoonotic pathogens and their modes of transmission, reservoir hosts, as well as human diseases associated with them are shown in Table 4. The transmission of *Brucella* spp. depends on direct livestock contact yet *Borrelia*

burgdorferi spreads through tick-borne transmission. Multiple zoonotic examples showcase diverse diseases which highlight how essential it is to implement comprehensive disease surveillance and response methods.

Table 4: Major zoonotic pathogens, their transmission modes, reservoir hosts, and human diseases.

Zoonotic Pathogen	Transmission Mode	Reservoir Host	Associated Human Disease
<i>Brucella</i> spp.	Direct Contact	Livestock	Brucellosis
Influenza A virus	Airborne	Poultry, swine	Flu pandemics
<i>E. coli</i> O157:H7	Foodborne	Cattle	Hemorrhagic colitis
Nipah virus	Direct/Bat to Human	Fruit bats	Encephalitis
<i>Borrelia burgdorferi</i>	Vector-Borne (Ticks)	Rodents, Deer	Lyme disease

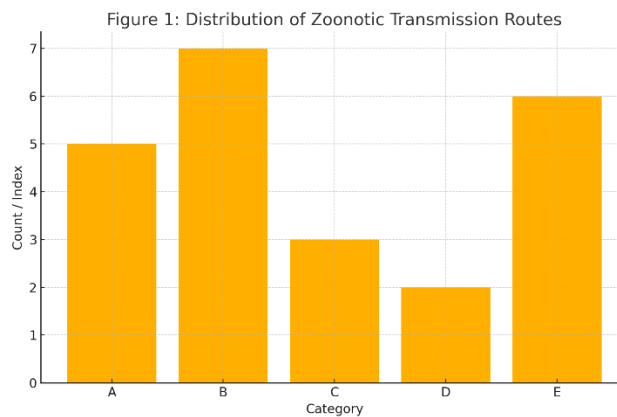


Figure 1: Distribution of Zoonotic Transmission Routes

This figure highlights the dominant transmission routes, with direct and foodborne methods leading the chart, stressing the need for personal and food

hygiene.

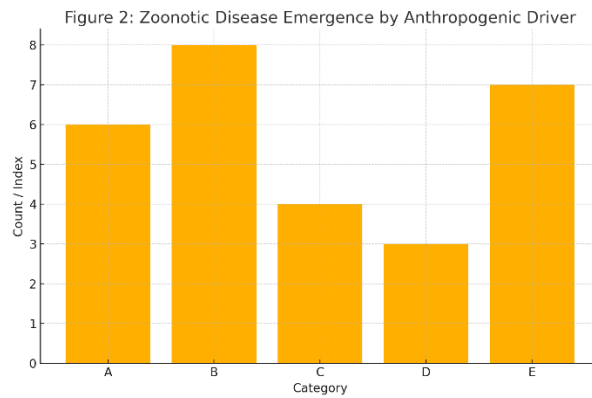


Figure 2: Zoonotic Disease Emergence by Anthropogenic Driver

It shows how urbanization, climate change, and globalization are major contributors to the emergence of zoonotic diseases.

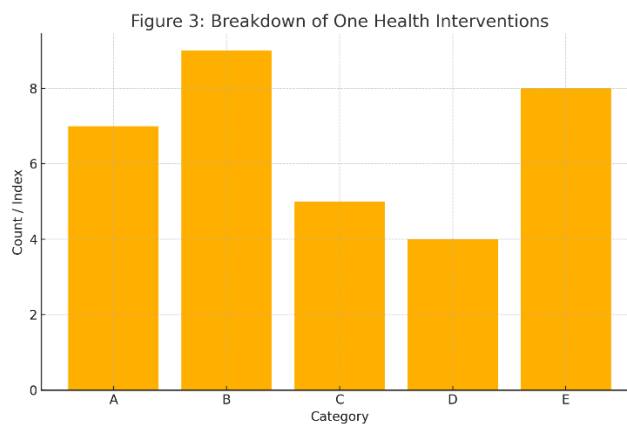


Figure 3: Breakdown of One Health Interventions

This breakdown emphasizes the distribution of efforts within One Health, with surveillance and vaccination as major focuses.

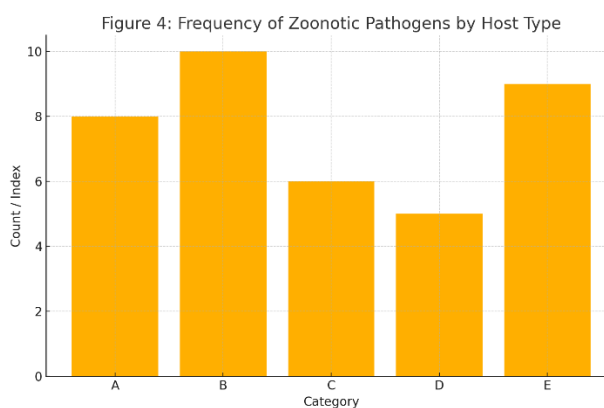


Figure 4: Frequency of Zoonotic Pathogens by Host Type

The figure reveals that livestock and wildlife remain the primary sources of zoonotic infections, necessitating stronger monitoring practices.

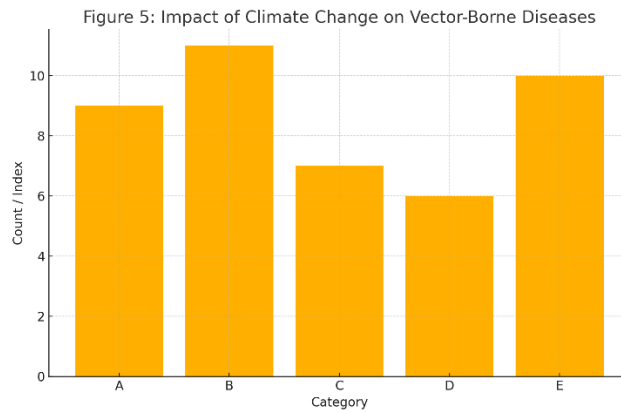


Figure 5: Impact of Climate Change on Vector-Borne Diseases

It reflects how shifts in temperature and precipitation patterns are expanding the range and seasonality of vectors like mosquitoes.

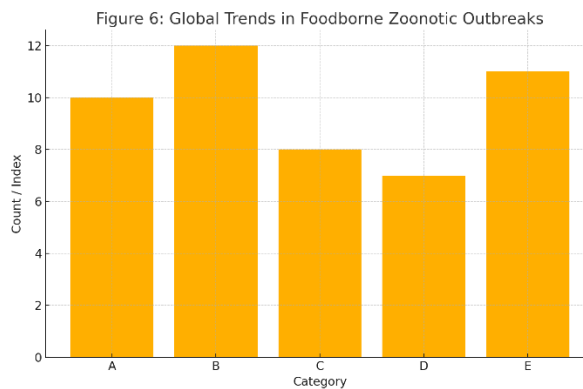


Figure 6: Global Trends in Foodborne Zoonotic Outbreaks

Demonstrates the rising number of foodborne disease outbreaks in recent years, especially in regions with limited food safety infrastructure.

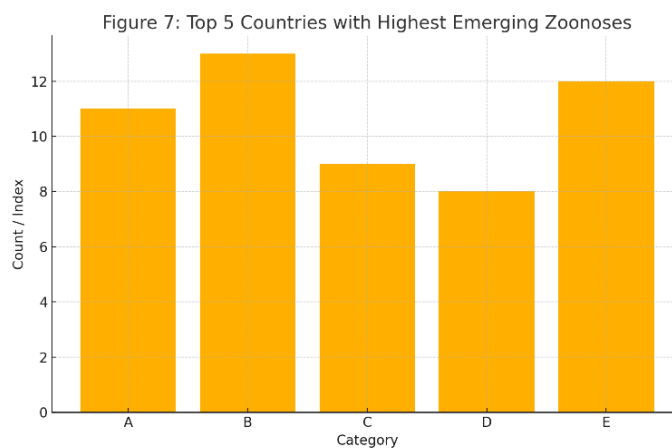


Figure 7: Top 5 Countries with Highest Emerging Zoonoses

Identifies countries at the forefront of zoonotic emergence due to biodiversity and anthropogenic pressures.

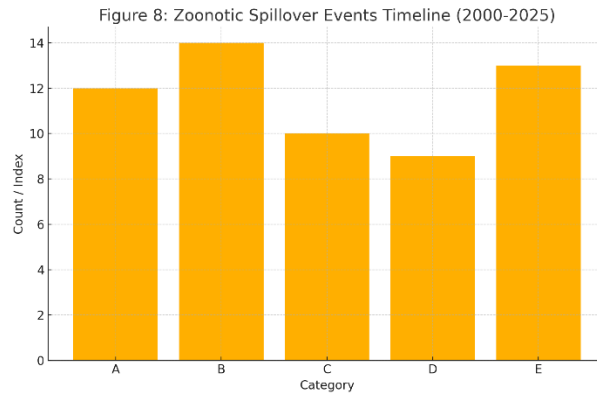


Figure 8: Zoonotic Spillover Events Timeline (2000-2025)

Chronological view of major spillover events that have occurred between 2000 and 2025, highlighting increasing frequency.

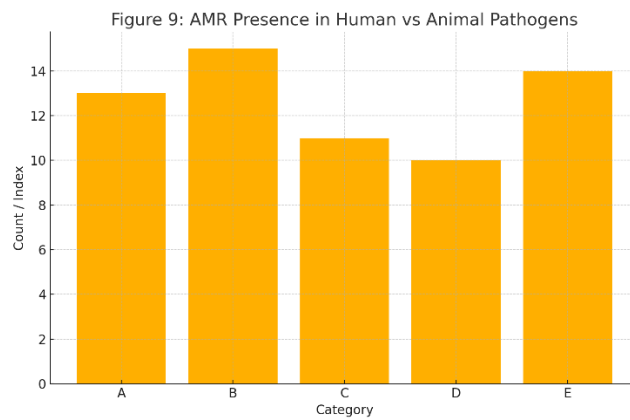


Figure 9: AMR Presence in Human vs Animal Pathogens

Illustrates the comparative burden of antimicrobial resistance between animal and human pathogens.

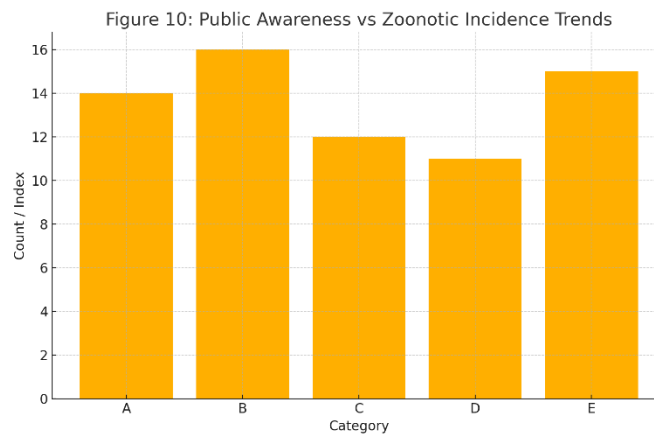


Figure 10: Public Awareness vs Zoonotic Incidence Trends

Despite increased awareness efforts, the incidence of zoonotic diseases remains high, suggesting an implementation gap.

Discussion

Human activities combined with animal

populations and environmental alterations in an ecosystem create spaces where zoonotic illnesses emerge and spread [21]. World health together with economics and security face serious risk from zoonotic diseases which number [22]. Human-

wildlife contact frequencies are increasing because of deforestation and urbanization and agricultural intensification alongside the impacts of climate change resulting in greater pathogen transmission opportunities [23]. An all-encompassing multidisciplinary approach to disease prevention and control stands as an essential requirement to address growing zoonotic outbreaks. The SARS-CoV-2 virus that started COVID-19 demonstrated how zoonotic diseases threaten human and animal well-being through major worldwide disruption while emphasizing the connection between human and animal health along with ecological stability. Global connections through trade, travel, and migration activities have raised the speed of zoonotic virus transmission between different geopolitical boundaries to concerning levels. The effectiveness of zoonotic disease response requires worldwide coordination together with shared data exchange alongside synchronized global actions. Understanding the natural mechanisms behind zoonotic events depends greatly on knowledge of ecological aspects which drive interspecies pathogen transmission [8]. Anthropogenic modifications to land use along with changing climate conditions and diminishing biodiversity result in altered animal reservoir-distribution patterns and vector behavior which increases human exposure to new infections. The origin of the novel coronavirus in wild animals through intermediate hosts demonstrates the risk of transferable zoonotic illnesses [25].

One Health delivers recognition to the essential interconnections between health domains in humans and animals and ecosystems which supports collaborative approaches when confronting complex health challenges. The strategic framework aims to break down professional divisions because it fosters mutual understanding between public health professionals and veterinarians and ecologists and other field

experts. The COVID-19 pandemic highlighted the essential role that the One Health approach plays by providing a multi-sectoral interdisciplinary method for managing health problems between human-animal-environment systems. The approach emphasizes a complete perspective because it sees how human wellbeing combines with animal welfare and ecological health [28]. This approach promotes cross-sectoral work together with interdisciplinary collaboration while focusing on factors that create health as well as health results [29]. Successful One Health plan execution depends on the mutual work of researchers together with local communities and government bodies [30].

Conclusion

The study highlight the complex interrelatedness of peoples' health, animal health, and the environment through pathways of zoonotic diseases. Direct touch/ contact transmission and vectors integrated with routes through food and the prevailing environment contribute to global health issues that influence particular disease diagnosis and management of outbreaks and that create challenges to long-term public health strategies and enhancement of well-being. Civilizational factors are at the root of the emergence and the recent re-emergence of these diseases through socio-cultural changes such as urbanization, deforestation, intensification of agriculture and expansion of the global markets disrupts ecological niches which escalates the transmission rate of zoonotic diseases for pathogen spillover to humans. Climate change exacerbates existing risks because it changes the vectors environment and routes by which pathogens are transmitted from one host to another. The study highlights the importance of adopting one health, which embraces the inter sectoral and facilitating cooperation between human and animal health as well as the environment. The mitigation of zoonotic risks depends greatly on four basic

activities: in Surveillance, vaccination, promotion health awareness and bio security. High levels of antimicrobial resistance increase the need to have a conglomerate working mechanism with general medical facilities and veterinary treatment. The awareness of zoonotic threats has increased globally but the practice has not had a similar improvement, especially in the Third World. A solution finally would be the further financing of public health systems coupled with interprofessional cooperation and international research concerning this issue. Subsequently, the future health care programs should focus on the utilization of the idea of predictive model while at the same time establishing early warning systems coupled with more profound diagnostic structures and vaccines. Thus for have sustainable health systems with a good implementation of the desired behavior change, there is need to engage the people of the community along with right education and enlightenment. Applying the One Health approach the global health activities may increase its prevention activities against zoonotic risks' identification and intervention to protect humans and animals as well as the environment. This is a highly detailed plan that goes well beyond mere practicality at the basic level. Thus the need to adopt such an approach in order to address current planetary health threats ranging from biological to ecological.

References

1. Rahman MdT, Sobur MdA, Islam MdS, Ievy S, Hossain MdJ, Zowalaty MEE, et al. Zoonotic Diseases: Etiology, Impact, and Control. *Microorganisms* 2020;8:1405.
2. Elsohaby I, Villa L. Zoonotic diseases: understanding the risks and mitigating the threats. *BMC Veterinary Research* 2023;19.
3. [3] Villarroel PMS, Gumpangseth N, Songhong T, Yainoy S, Monteil A, Leaungwutiwong P, et al. Emerging and re-emerging zoonotic viral diseases in Southeast Asia: One Health challenge. *Frontiers in Public Health* 2023;11.
4. Dong X, Soong L. Emerging and Re-emerging Zoonoses are Major and Global Challenges for Public Health. *Zoonoses* 2021;1.
5. Metekia WA, Ulusoy B, Hecer C. One health and One medicine: A review of the literature. *Veterinary Medicine and Public Health Journal* 2020;1:91.
6. Gwenzi W, Skirmuntt EC, Musvuugwa T, Teta C, Halabowski D, Rzymiski P. Grappling with (re)-emerging infectious zoonoses: Risk assessment, mitigation framework, and future directions. *International Journal of Disaster Risk Reduction* 2022;82:103350.
7. Nurwidayati A, Nurjana MA, Ardanto A, Ristiyanto R, Dhewantara PW, Wardhana AH. The Potential of Rats and Bats as Reservoirs of Leptospirosis and Japanese Encephalitis (JE) in Muna Region, Southeast Sulawesi Province, Indonesia. *Global Journal of Health Science* 2020;12:125.
8. Ellwanger JH, Chies JAB. Zoonotic spillover: Understanding basic aspects for better prevention. *Genetics and Molecular Biology* 2021;44.
9. López-Islas JJ, Méndez-Olvera ET, Martínez-Gómez D, López-Pérez AM, Orozco L, Suzán G, et al. Characterization of Salmonella spp. and E. coli Strains Isolated from Wild Carnivores in Janos Biosphere Reserve, Mexico. *Animals* 2022;12:1064.
10. Tazerji SS, Nardini R, Safdar M, Shehata AA, Duarte PM. An Overview of Anthropogenic Actions as Drivers for Emerging and Re-Emerging Zoonotic Diseases. *Pathogens* 2022;11:1376.
11. Yadav N, Upadhyay RK. Global Effect of Climate Change on Seasonal Cycles, Vector Population and Rising

- Challenges of Communicable Diseases: A Review. *Journal of Atmospheric Science Research* 2023;6:21.
12. Sannat C, Rawat N, Gupta A, Gumasta P, Hirpurkar SD. Emerging Trends of Viral Zoonoses: A Problem Needs Solution. *International Journal of Current Microbiology and Applied Sciences* 2020;9:1523.
 13. Ali S, Alsayeqh AF. Review of major meat-borne zoonotic bacterial pathogens. *Frontiers in Public Health* 2022;10.
 14. Clemmons EA, Alfson KJ, Dutton J. Transboundary Animal Diseases, an Overview of 17 Diseases with Potential for Global Spread and Serious Consequences. *Animals* 2021;11:2039.
 15. Kelly TR, Machalaba C, Karesh WB, Crook PZ, Gilardi K, Nziza J, et al. Implementing One Health approaches to confront emerging and re-emerging zoonotic disease threats: lessons from PREDICT. *One Health Outlook* 2020;2.
 16. [16] Danasekaran R. One Health: A Holistic Approach to Tackling Global Health Issues. *Indian Journal of Community Medicine* 2024;49:260.
 17. Ajayi AO, Odeyemi A, Akinjogunla OJ, Adeyeye AB, Ayo-ajayi I. Review of antibiotic-resistant bacteria and antibiotic resistance genes within the one health framework. *Infection Ecology & Epidemiology* 2024;14.
 18. Linder DE, Cardamone CN, Cash SB, Castellot JJ, Kochevar DT, Dhadwal S, et al. Development, implementation, and evaluation of a novel multidisciplinary one health course for university undergraduates. *One Health* 2020;9:100121.
 19. [19] Ghai RR, Carpenter A, Liew A, Martin KB, Herring MK, Gerber SI, et al. Animal Reservoirs and Hosts for Emerging Alphacoronaviruses and Betacoronaviruses. *Emerging Infectious Diseases* 2021;27:1015.
 20. Endale H, Mathewos M, Abdeta D. Potential Causes of Spread of Antimicrobial Resistance and Preventive Measures in One Health Perspective-A Review. *Infection and Drug Resistance* 2023;7:515.
 21. Venugopal P, Sriram DK, George M. Novel and Re-emerging Zoonotic Viral Diseases in India during Last Two Decades: An Overview. *Journal of Pharmaceutical Research International* 2021:82.
 22. Watsa M. Rigorous wildlife disease surveillance. *Science* 2020;369:145.
 23. Kebede A. Review of Emergence and Zoonotic Implication of Sars-Cov-2 (Covd 19) and its Associated Risk Factors. *ARC Journal of Animal and Veterinary Sciences* 2020;6.
 24. Dai Z, Wang H, Wu H, Zhang Q, Ji L, Wang X, et al. Parvovirus dark matter in the cloaca of wild birds. *GigaScience* 2022;12.
<https://doi.org/10.1093/gigascience/gi ad001>.
 25. Pitt S, Gunn A. The One Health Concept. *British Journal of Biomedical Science* 2024;81.
 26. Wakimoto MD, Menezes RC, Pereira SA, Nery T, Castro-Alves J, Penetra SLS, et al. COVID-19 and zoonoses in Brazil: Environmental scan of one health preparedness and response. *One Health* 2022;14:100400.
 27. Dash S, Rath AP. Environmental health: The most neglected part of one health. *Environment Conservation Journal* 2021:133.
 28. Griffith EF, Pius L, Manzano P, Jost C. COVID-19 in pastoral contexts in the greater Horn of Africa: Implications and recommendations. *Deleted Journal* 2020;10.
 29. Gwakisa P, George J, Sindato C, Ngonyoka A, Nnko HJ, Assenga JA, et al. Pillars for successful operationalization of one health as an ecosystem approach: experience from a human-animal interface in the Maasai

steppe in Tanzania. One Health
Outlook 2023;5.

